



The Cleaning Basics 101 Series:

Professional
CUSTODIAL BASICS

Part 1

Custodial Care Procedures

Janitorial Basics

By Cleaning Industry Author Mark W. Exner

Table of Contents

MODULE	MODULE TITLE	PAGES
	Additional Training and Textbook Offerings	2 - 3
1	CUSTODIAL CLEANING OPPORTUNITIES	5
2	SAFETY and ENVIRONMENTAL CONCERNS	6 - 10
3	CHEMISTRY: A SIMPLE OUTLINE	11 - 13
4	CUSTODIAL CLEANING CHEMICALS	14
5	THE STANDARD CUSTODIAL EQUIPMENT	15 - 18
6	THE STANDARD DISPENSERS AND DISPOSABLES	19 - 21
7	DUSTING REMOVAL	22 - 23
8	THE T.A.C.T. THEORY	24 - 25
9	GLASS AND PLEXIGLASS CLEANING	26 - 27
10	THE BASIC HARD FLOORS	28 - 44
11	BASIC HARD FLOOR IDENTIFICATION	45
12	RESTROOM CLEANING PRODUCTS	46
13	RESTROOM GENERAL MAINTENANCE	47 - 59
14	RESTROOM RESTORATIONS	60 - 70
15	GENERAL CARPET INFORMATION	71 - 75
16	GENERAL GUIDLINES IN THE WORLD OF CLEANING	76 - 81
	Acknowledgements	82
	A Look Ahead at Custodial Basics Part 2 and Part 3	82
	COURSE NOTES	83 - 86
	IICRC Continuing Education Credit Form (CEC)	87

COPYRIGHTED MATERIAL WARNING:

© Copyright May 2020, June 2021, December 2021, March 2022, September 2022; rights reserved. No part of this publication may be reproduced, transmitted, in any form or by any means, electronic, mechanical, photocopy, recording, or otherwise, without prior written permission of the publisher, or Restoration Training Services. The copyrights to this material and all Restoration Training Services publications will be strongly defended against intrusions against our copyrights.


SAMPLES OF CUSTODIAL PRODUCTS USED:

Product Used:	General Purpose:	Approximate pH Reading
All Purpose Cleaner	Countertops, walls, carpet spotter, floors	7 - 8
Abrasive Cleaners/Cleansers	A very aggressive soap scum remover	12.5 - 13.5
Carpet Spot Removers	Most spots, but usually not for stains or odor	7 - 8
Carpet Stain Removers	Stains from spilled food coloring	2 - 10
Carpet Odor Removers	Treating odors in carpet and most fabrics	5 - 7
Carpet Detergents	Extraction (rinsing / flushing) of soils in carpet	5 - 11
Carpet Pre-Spray/Pre-treat	Pre-treatment to loosen soils before removing them by rinsing.	5 - 12
Carpet Rinse Products	Optional carpet rinse product (no detergent)	5.5 - 6.5
Carpet Bonnet Solutions	Detergent solution for bonnet /encapsulation system	8 - 10
Disinfectants	High powered killing agent against harmful germs	5 - 13
Disinfectant & Cleaner Combination Product	Disinfects and cleans in one solution application	5 - 12
Dust Treatments	Creates static "magnate" for help remove dust	N / A
Floor Strippers	Dissolving old floor finish prior to removing	10 - 13
Floor Stripper Neutralizer	Provides best removal of floor stripper and new floor finish bonding	4 - 5
Floor Cleaners	Generally, for most all floors, may be mild or very strong pH	7 - 12
Furniture polishes	Furniture, wood paneling, wood doors, wood shelving, and more	N /A
Glass Cleaners (ammoniated)	Usually most aggressive to clean all glass, not for plexiglass.	10 - 12
Glass cleaners (non-ammonia)	Safer solution for breathing issues, & confined places.	8 - 10
Hand Soaps	Hand and body washing. Requires a thorough rinsing	6 - 8
Metal polishes	Most all metal surfaces: not for floors. (are usually solvent -based)	N /A
Shower Tile Cleaner	Overall shower, toilet, sinks and counters -not for stone surfaces	2 - 5
Stone Floor Restorers	Deep cleaning product for all stone floors	10 - 13
Stone Floor Cleaner	Daily stone floor cleaning applications / mopping	8 - 12
Solvent Cleaners	Oil spots, tar, grease, chewing gum	N/A
Tile Grout cleaners (acidic)	Restorative chemicals for grout and tile floors. for stone surfaces	1 - 3
Tile grout cleaners (for stone)	Safe for stone floors and stone countertops, showers, etc.	10 - 13
Toilet Bowl Cleaner	Maybe restorative and daily use, strength of pH will tell you.	2 - 4
Tarnish Remover (brass)	Door kick plates, some brass water fountains	4 - 5
Wood Floor Cleaners	Designed for daily washing of wood floors; minimize the moisture!	7 - 9

NOTE: "N/A means "non-Applicable." This means the type of product will be solvent - based, not water soluble. There is no pH reading in solvents since there is no Hydrogen in solvents (oil-based). Still, remember the possibility of a product that normally is found oil-based, yet may be offered in a water-soluble product. A furniture polish, or dust mop treatment may be examples of this. This chart is copyrighted material.

MODULE 11 BASIC FLOOR IDENTIFICATION


1. Natural Stone Floors from Simulation Stone:



1. **2.**

Look for an existing pattern that is repeated. Natural stone has no pattern; and every piece of stone is uniquely different, or slightly different. Most flooring installers try to hide the pattern by turning the tiles in various places to hide the obvious pattern.

2. Natural Wood Floors from Synthetic Wood Flooring:



1. **2.**

Look for an existing pattern that is repeated. Natural wood has no pattern; (#1) and every piece of wood is uniquely different, or slightly different. Natural wood may look uniform because of the stain color, but there is still no pattern underneath the stain color. The image on the right, (#2) is faux (fake) wood. Notice the pattern repeating.



1. Apply disinfectant to toilet seat top and underside.



Allow to disinfectant to work. Disinfectants are R.T.U. or available from concentrate.



2. After disinfectant apply bowl cleaner to underside of seat, and rest of toilet. Wipe down well.



3. Finish applying to toilet seat.




4. Apply product to the bowl rim.



5. Apply bowl cleaner under bowl rim.



6. Agitate with bowl brush or applicator.



7. Disinfect toilet flush lever.



8. Clean rest of toilet structure.